

Date: Oct 18, 2012

From: WHO Collaborating Center for
Research, Training and Eradication of Dracunculiasis, CDC

Subject: GUINEA WORM WRAP-UP #215

To: Addressees

GUINEA WORMS ATTACK KAPOETA EAST COUNTY

**SSGWEP, ALLIES CLOSING IN WITH COUNTER-OFFENSIVE;
EXPERTS SEE CHANCE TO DEFEAT FEARSOME FOE AND END LONG WAR**

Juba, South Sudan. As of January-September 2012, South Sudan's resolute Guinea Worm Eradication Program (SSGWEP) had forced 81% of all Guinea worms remaining in the country into only one of South Sudan's 79 counties: Kapoeta East. Kapoeta East County (KEC) is the epicenter of infection in the

Figure 1



SouthSudanGuineaWorm EradicationProgram

Villages

Figure 3 South Sudan Guinea Worm Eradication Program
Number of Endemic and Guinea Worm-free Counties: 2008 - 2012*

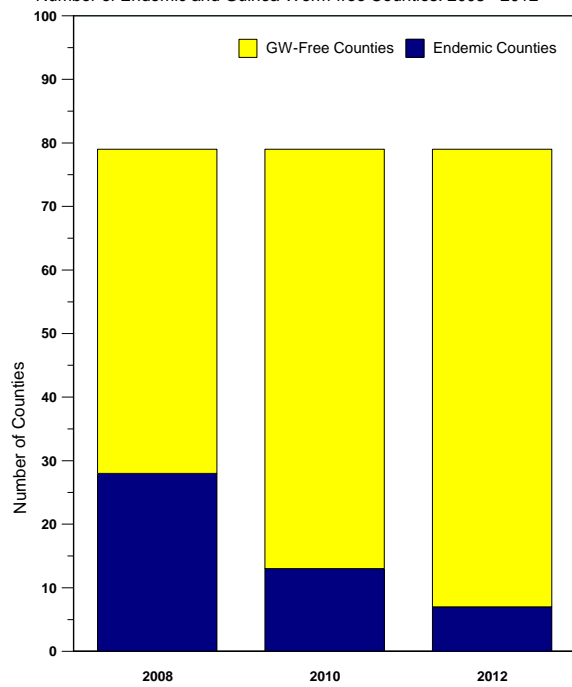


Table 1

SOUTH SUDAN GUINEA WORM ERADICATION PROGRAM
CASES REPORTED AND CONTAINED DURING DECEMBER 2011 AND DURING 2012* BY STATE, COUNTY AND MONTH

State	County	December 2011	Cases Contained / Cases Reported												% Contained	
			Jan	Feb	Mar	Apr	May	Jun	Jul	Aug	Sept	Oct	Nov	Dec		Total
Eastern Equatoria	Kapoeta East	1 / 1	1 / 1	2 / 3	34 / 48	46 / 69	62 / 94	67 / 102	35 / 56	11 / 20	9 / 14	/	/	/	267 / 407	66%
	Kapoeta North	0 / 0	1 / 1	1 / 1	1 / 2	1 / 3	5 / 8	3 / 4	4 / 5	2 / 4	0 / 0	/	/	/	18 / 28	64%
	Kapoeta South	0 / 0	0 / 0	0 / 0	1 / 1	1 / 2	0 / 0	1 / 1	0 / 0	0 / 0	0 / 0	/	/	/	3 / 4	75%
Jonglei	Pibor	0 / 0	0 / 0	0 / 0	1 / 4	3 / 7	4 / 7	4 / 5	0 / 0	0 / 0	0 / 0	/	/	/	12 / 23	52%
	Ayod	0 / 0	0 / 0	0 / 0	0 / 0	0 / 0	0 / 0	0 / 0	0 / 0	0 / 0	0 / 0	/	/	/	0 / 0	0%
	Wuror	0 / 0	0 / 0	0 / 0	0 / 0	0 / 0	0 / 0	0 / 0	0 / 0	0 / 0	0 / 0	/	/	/	0 / 0	0%
Warrap	Tonj North	0 / 0	0 / 0	0 / 0	0 / 0	0 / 0	3 / 5	0 / 0	0 / 0	1 / 1	0 / 0	/	/	/	4 / 6	67%
	Tonj East	0 / 0	0 / 0	0 / 0	0 / 0	0 / 0	0 / 0	0 / 0	0 / 0	0 / 0	0 / 0	/	/	/	0 / 0	0%
	Tonj South	0 / 0	0 / 0	0 / 0	0 / 0	0 / 0	0 / 0	1 / 1	0 / 0	0 / 0	0 / 0	/	/	/	1 / 1	100%
	Gogrial East	0 / 0	0 / 0	0 / 0	1 / 1	0 / 0	7 / 9	9 / 12	6 / 6	1 / 1	0 / 0	/	/	/	24 / 29	83%
	Gogrial West	0 / 0	0 / 0	0 / 0	0 / 0	0 / 0	0 / 0	0 / 0	0 / 0	0 / 0	0 / 0	/	/	/	0 / 0	0%
	Twic Mayardit	0 / 0	0 / 0	0 / 0	0 / 0	0 / 0	0 / 0	0 / 0	0 / 0	0 / 0	0 / 0	/	/	/	0 / 0	0%
Western Bahr Al Ghazal	Jur River**	0 / 0	0 / 0	0 / 0	0 / 0	0 / 0	0 / 0	0 / 0	1 / 1	0 / 0	0 / 0	/	/	/	1 / 1	100%
Lakes	Awerial	0 / 0	0 / 0	0 / 0	0 / 0	0 / 0	0 / 0	0 / 0	0 / 0	0 / 1	1 / 2	/	/	/	1 / 3	33%
	Cuibet	0 / 0	0 / 0	0 / 0	0 / 0	0 / 0	0 / 0	0 / 0	0 / 0	0 / 0	0 / 0	/	/	/	0 / 0	0%
	Yirol E.	0 / 0	0 / 0	0 / 0	0 / 0	0 / 0	0 / 0	0 / 0	0 / 0	0 / 0	0 / 0	/	/	/	0 / 0	0%
	Yirol W.	0 / 0	0 / 0	0 / 0	0 / 0	0 / 0	0 / 0	0 / 0	0 / 0	0 / 0	0 / 0	/	/	/	0 / 0	0%
	Maper	0 / 0	0 / 0	0 / 0	0 / 0	0 / 0	0 / 0	0 / 0	0 / 0	0 / 0	0 / 0	/	/	/	0 / 0	0%
	Rumbek Centre	0 / 0	0 / 0	0 / 0	0 / 0	0 / 0	0 / 0	0 / 0	0 / 0	0 / 0	0 / 0	/	/	/	0 / 0	0%
	Rumbek East	0 / 0	0 / 0	0 / 0	0 / 0	0 / 0	0 / 0	0 / 0	0 / 0	0 / 0	0 / 0	/	/	/	0 / 0	0%
Central Equatoria	Terekeka	0 / 0	0 / 0	0 / 0	0 / 0	0 / 0	0 / 0	0 / 0	0 / 0	0 / 0	0 / 0	/	/	/	0 / 0	0%
	Juba	0 / 0	0 / 0	0 / 0	0 / 0	0 / 0	0 / 0	0 / 0	0 / 0	0 / 0	0 / 0	/	/	/	0 / 0	0%
SOUTH SUDAN TOTAL		1 / 1	2 / 2	3 / 4	38 / 56	51 / 81	81 / 123	85 / 125	46 / 68	15 / 27	10 / 16	0 / 0	0 / 0	0 / 0	332 / 503	66%

* Provisional: as of October 15, 2012

** Case in July was imported from Tonj South County

 1-4 cases of GWD
 5-9 cases of GWD
 10+ cases of GWD

Table 2

	JANUARY	FEBRUARY	MARCH	APRIL	MAY	JUNE	JULY	AUGUST	SEPTEMBER	OCTOBER	NOVEMBER	DECEMBER	TOTAL*	
SOUTH SUDAN	2/2	3/4	38/56	51/81	81/123	85/125	46/68	15/27	10/16	/	/	/	331/502	66
MALI^	0/0	0/0	0/0	0/0	0/0	1/1	0/3	0/0	3/3	/	/	/	4/7	57
CHAD	0/0	0/0	0/0	0/0	0/0	0/2	0/1	2/4	1/2	/	/	/	3/9	33
ETHIOPIA	0/0	0/0	0/0	0/1	1/1	0/0	0/0	1/1	0/0	/	/	/	2/3	67
TOTAL*	2/2	3/4	38/56	51/82	82/124	86/128	46/72	18/32	14/21	0/0	0/0	0/0	340/521	65

% CONTAINED

% CONT. OUTSIDE
S. SUDAN

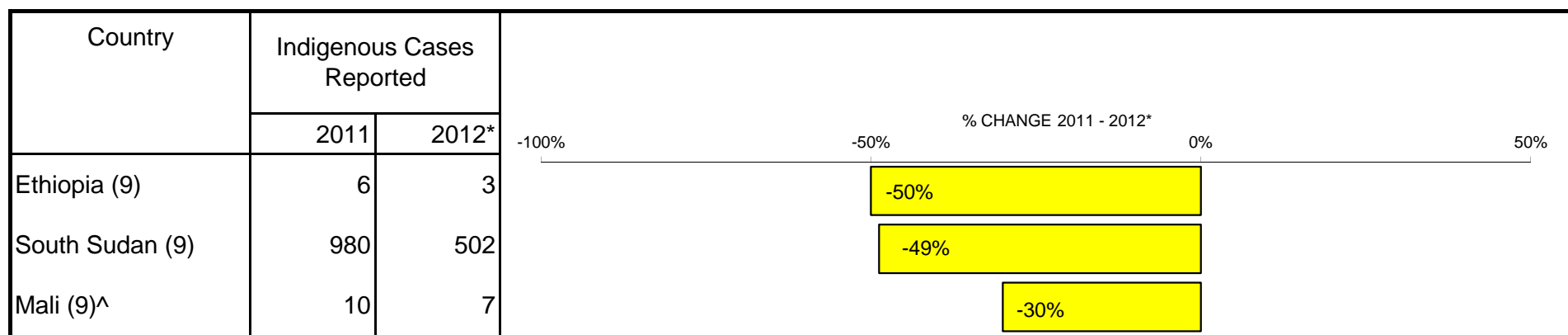
*Provisional

^

	JANUARY	FEBRUARY	MARCH	APRIL	MAY	JUNE	JULY	AUGUST	SEPTEMBER	OCTOBER	NOVEMBER	DECEMBER	TOTAL*	
SOUTH SUDAN	5/6	46/60	99/138	135/173	180/244	129/173	70/102	37/48	28/36	19/28	14/19	1/1	763/1028	74
MALI	0/0	0/0	0/0	0/0	0/0	1/3	1/3	2/3	0/1	1/1	0/1	0/0	5/12	42
ETHIOPIA^	0/0	0/0	1/2	1/1	4/4	1/1	0/0	0/0	0/0	0/0	0/0	0/0	7/8	88
CHAD	0/0	1/1	0/0	0/1	0/0	0/0	1/2	1/4	0/0	0/0	0/0	1/2	4/10	40
GHANA	0/0	0/0	0/0	0/0	0/0	0/0	0/0	0/0	0/0	0/0	0/0	0/0	0/0	0
TOTAL*	5/6	47/61	100/140	136/175	184/248	131/177	72/107	40/55	28/37	20/29	14/20	2/3	779/	

Figure 4

Number of Indigenous Cases Reported During Specified Period in 2011 and 2012*, and Percent Change in Cases Reported

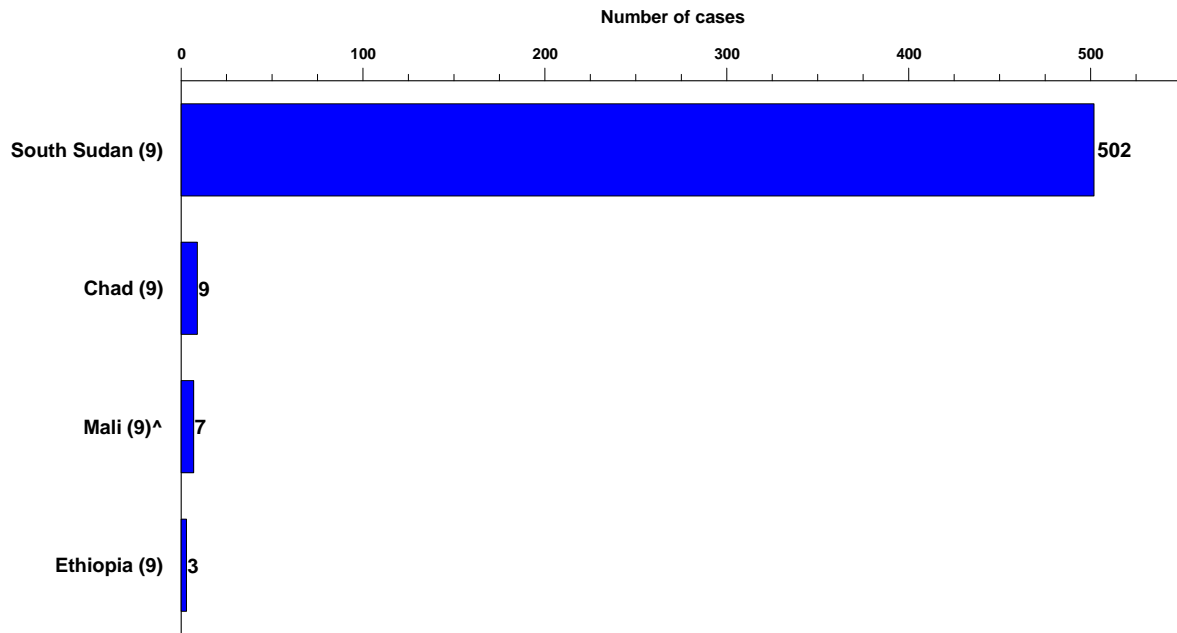


PROGRESS TOWARDS ERADICATION

During January-September 2012 the four currently endemic countries reported 521 cases of GWD (including three cases exported from Ansongo District, Gao Region of Mali into Tillaberi District of Niger during September 2012). Transmission was prevented from 340 (65%) of the 521 cases reported (Table 2, and Figure 5). The 521 reported cases represent a 48% decrease in cases compared to 1,004 cases reported during the same period in 2011.

Figure 5

Distribution By Country of 521 Cases of Dracunculiasis During 2012*



*Provisional as of Oct. 16, 2012.

Cases reported Jan - Sept 2011 = 980

Cases reported Jan - Sept 2012 = 521

Change in cases = - 47%

Numbers in parentheses indicate months for which reports have been received, i.e., (9) = January -September 2012

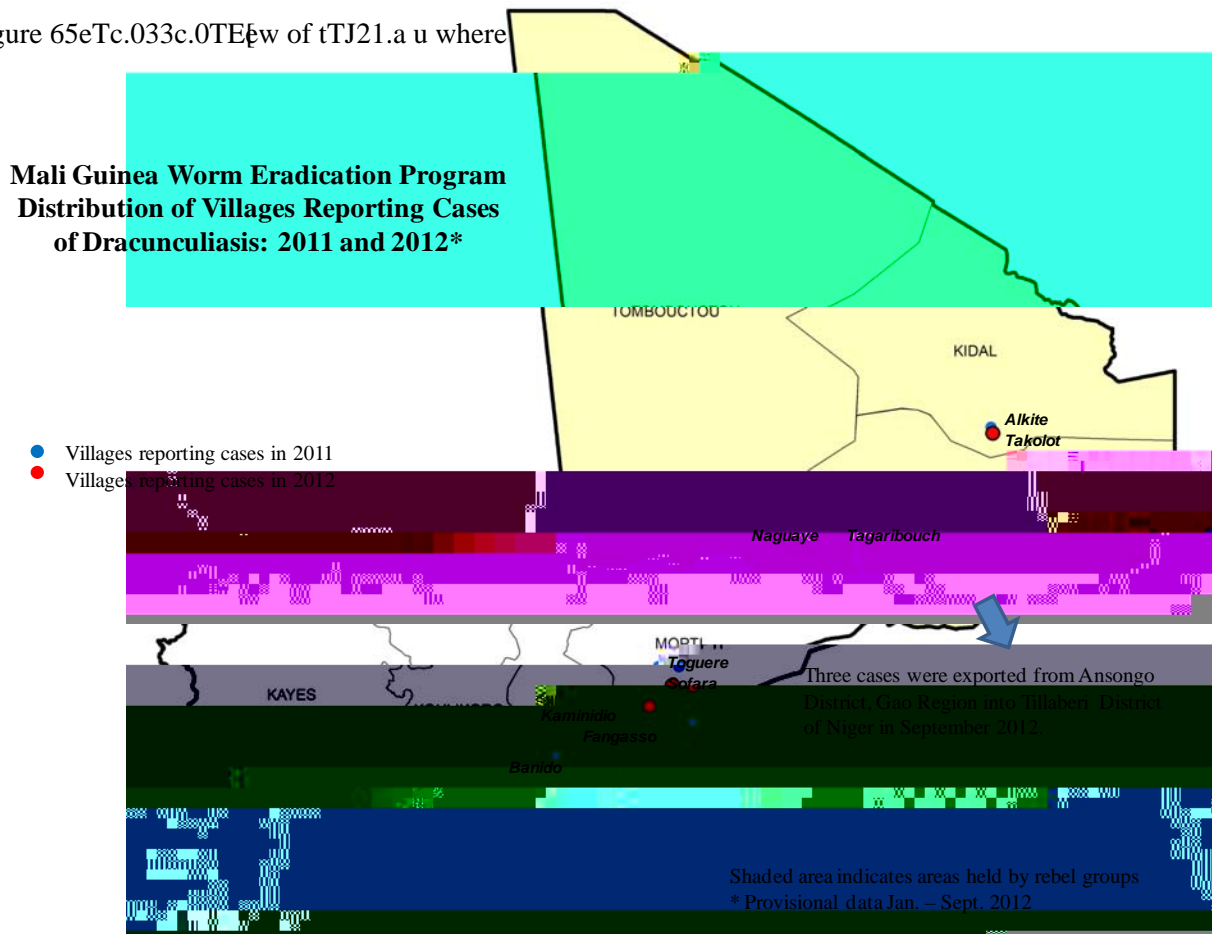
^Beginning in April 2012 reports include only Kayes, Koulikoro, Segou, Sikasso, Mopti, and Gao regions. Cases of...

MALI: SOME SURVEILLANCE IN NORTH

According to recent reports received from the National Coordinator of Mali's Guinea Worm Eradication Program (GWEP), Dr. Gabriel Guindo, there is more surveillance for GWD in the three rebel-held regions of northern Mali than has seemed apparent after this takeover last March. Since June, Mali's GWEP recruited some local staff to supervise activities in Gao and Timbuktu Regions, and has delivered some filters for distribution, but not Abate. In addition, WHO and multiple partners, including Non-Governmental Organizations (NGOs), conduct humanitarian missions in parts of all three northern Regions, including searches for cases of Guinea worm disease. One of the NGOs, Medecins Du Monde (Belgium), is active only in Kidal Region, where it has worked on GWD since 2007 from seven health centers located mostly in Kidal District. Only two of the 9 known endemic villages that reported cases in 2011 or 2012 (Alkite and Talkot, in Kidal Region) are not now accessible to the program (Figure 6). All villages targeted for active surveillance in Gao (Gao and Ansongo Districts) and Timbuktu (Gourma Rharous District) Regions; including two endemic villages, are visited monthly by supervisory staff who report to the GWEP. The five other endemic villages in Mopti and Segou Regions are accessible to the program, visited regularly by GW workers, some of whom were relocated from the north of the country, and supervised monthly, including by the national secretariat. Mali's GWEP has conducted three investigations in follow-up to the three cases from Mali that were reported by Niger in September, and found no evidence of cases in the implicated area of Mali in 2011 or 2012.

A team from WHO comprising Drs. Alhousseini Maiga and Dieudonne Sankara and Mr. Guy-Patrick Massoloka visited Mali on September 11-20. The WHO mission visited four districts in Segou where they conducted a crude survey of ten people in each district to assess awareness of the reward for reporting a case of GWD. In two endemic districts that were receiving radio messages about the rewards, 9/10 and 7/10 people knew about the reward. In two non-endemic districts not receiving radio messages, 0/10 and 0/10 knew of the reward. Mr. Craig Withers of The Carter Center also made a brief supervisory visit to Bamako in September.

Figure 65eTc.033c.0TEËw of tTJ21.a u where





CHAD: IMPROVING SURVEILLANCE

There are now two endemic localities in Chad: the cluster of villages in Mossio, Bousso District, and the Akoum-Mabayé villages, Mandalia District; both in Chari Baguirmi Region where cases in 2012 are linked to cases in 2011 (Figure 7 and Table 3). Mr. Craig Withers and Dr. Ernesto Ruiz-Tiben of The Carter Center visited Chad during October 5-13 to assess the active surveillance

Chad Guinea Worm Eradication Program
Villages Reporting Cases in 2010, 2011, and Jan. - Sept. 2012*

1	Nanguigoto	Guelendeng	0 / 2	0 / 0	0 / 0
2	Mouraye	Massenya	0 / 1	0 / 0	0 / 0
3	Matassi	Mandalia	0 / 1	0 / 0	0 / 0
4	Abba Limane	Guelendeng	0 / 1	0 / 0	0 / 0
5	Aborgui	Massenya	0 / 1	0 / 0	0 / 0
6	Molkou	Guelendeng	0 / 1	0 / 0	0 / 0
7	Kakoua	Sarh	0 / 1	0 / 0	0 / 0
8	Sila	Melfi	0 / 2	0 / 0	0 / 0
9	Toulomeye-Bardai	Bere	/	1 / 1	0 / 0
10	Wandal	Bouso	/	0 / 1	0 / 0
11	Mailao marba	Mandelia	/	1 / 1	0 / 0
12	Mossio Vill. cluster	Bouso	/	0 / 1	2 / 2
/ 1	/ 1	0	1		

Chad Guinea Worm Eradication Program

Parameters	2010	2011	2012*
Villages reporting cases	8	9	8
Disease-endemic villages	0	0	2
Villages under active surveillance	0	0	632
% of villages reporting monthly	0	0	97%
Reported cases of Guinea worm disease	10	10	9
% of reported cases contained	0	40%	33%
Number of districts reporting cases	5	3	6
Number of Village volunteers trained	31	41	1,744
Number of village volunteer supervisors	0	0	65
Number of "Agent de Renfort" supervisors	0	0	30
Number of Technical Advisors	0	4	5

* Provisional: January-September

RECENT PUBLICATIONS

Jack, Andrew 2012. A little effort can produce great strides. Financial Times October 10.

Murray, Sarah 2012. Eradication: Tide may be turning against Guinea worm. Financial Times October 10.

MEETINGS

South Sudan will hold its annual program review in Juba December 11-12, 2012.

The Executive Board of WHO will meet in Geneva January 21-29, 2013.

WHO/AFRO is requesting Ghana to consider hosting the next Annual Meeting of Program Managers of Guinea Worm Eradication Program in Accra during April 8-12, 2013.

*Inclusion of information in the Guinea Worm Wrap-Up
does not constitute "publication" of that information.
In memory of BOB KAISER*

WHO Collaborating Center for Research, Training, and Eradication of Dracunculiasis, Center for Global Health, Centers for Disease Control and Prevention, Mailstop C-09, 1600 Clifton Road NE, Atlanta, GA 30333, USA, email: gwwrapup@cdc.gov, fax: 404-728-8040. The GW Wrap-Up web location is <http://www.cdc.gov/parasites/guineaworm/publications.html#gwwp>

Back issues are also available on the Carter Center web site English and French are located at http://www.cartercenter.org/news/publications/health/guinea_worm_wrapup_english.html.
http://www.cartercenter.org/news/publications/health/guinea_worm_wrapup_francais.html



CDC is the WHO Collaborating Center for Research, Training, and Eradication of Dracunculiasis.