



Table of Contents

- 1. Lets prevent
- 2. Sita's Cle

Site

entri

an

bl

indri

Ho

use

SS

to

1

11

Let's Prevent Blindness


Bansi was a little boy who never liked to wash his face.



NaT wouldn't
like to be blind. But

Grandma had a

When I was a child,
I never liked to
wash my face and





When you have an
eye infection

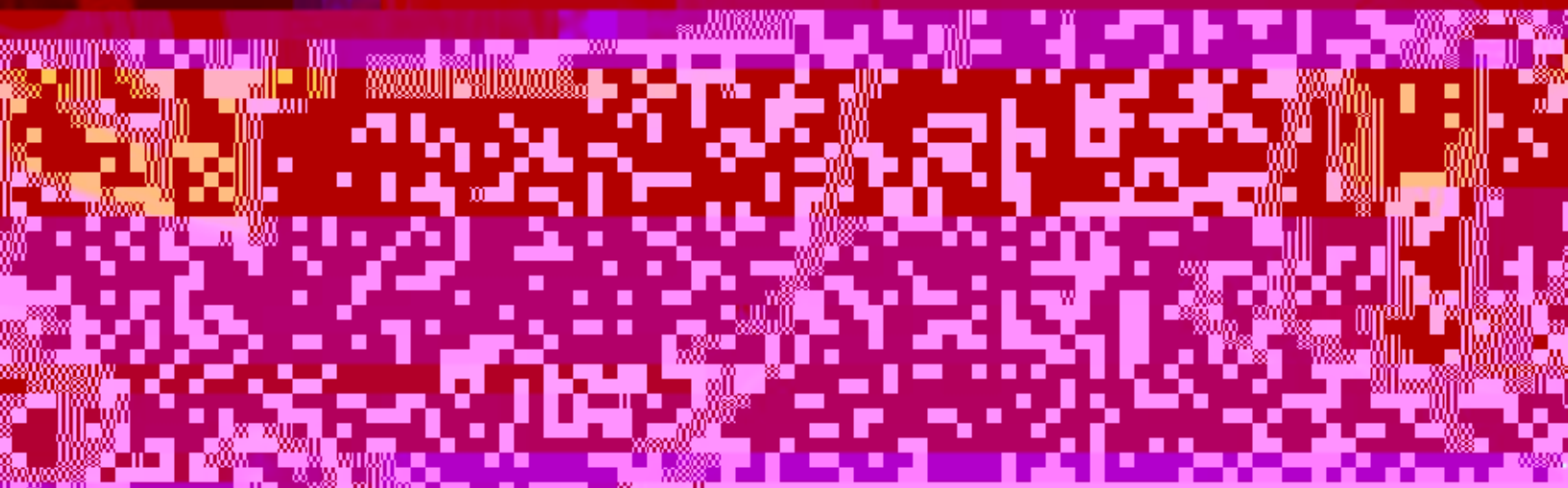





After many repeated eye infections,








00

11

00




And clean the

I did not know this, grandma

Wash my hands and
face from now on

Mothers you have to
be careful of





Exercise:

1. Count the number of times you washed your hands this week.

Sunday

Monday

Tuesday

W



0

1

2



Sita's C

1. The first part of the text discusses the initial phase of the project, focusing on the collection and organization of data. It highlights the challenges faced in gathering information from various sources and the importance of maintaining accurate records.


2. The second section details the methodology used for data analysis, including the selection of statistical tools and the process of identifying trends and patterns. It emphasizes the need for a systematic approach to ensure the reliability of the findings.

collected info

3. This section presents the results of the data collection, showing a significant increase in the volume of information gathered over time. It includes a detailed breakdown of the data points and a comparison with previous studies to provide context.

4. The final part of the document discusses the implications of the findings and offers recommendations for future research. It suggests that the current study provides a solid foundation for further exploration in this field.

The waste-water from washing



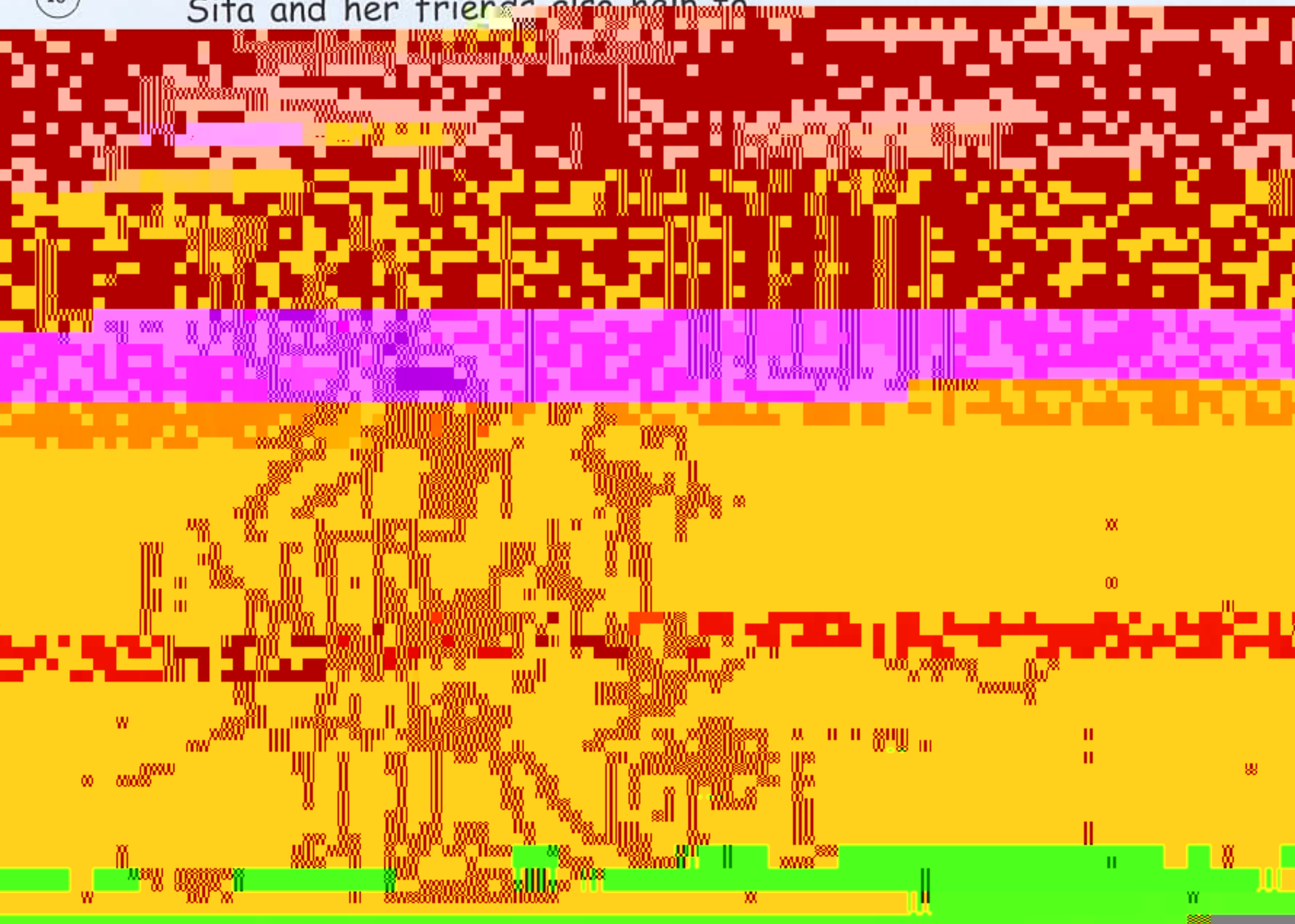
Sita's mother sweeps the floor of their house every day.
Sita helps her mother to keep their home clean.

Her house is always clean.

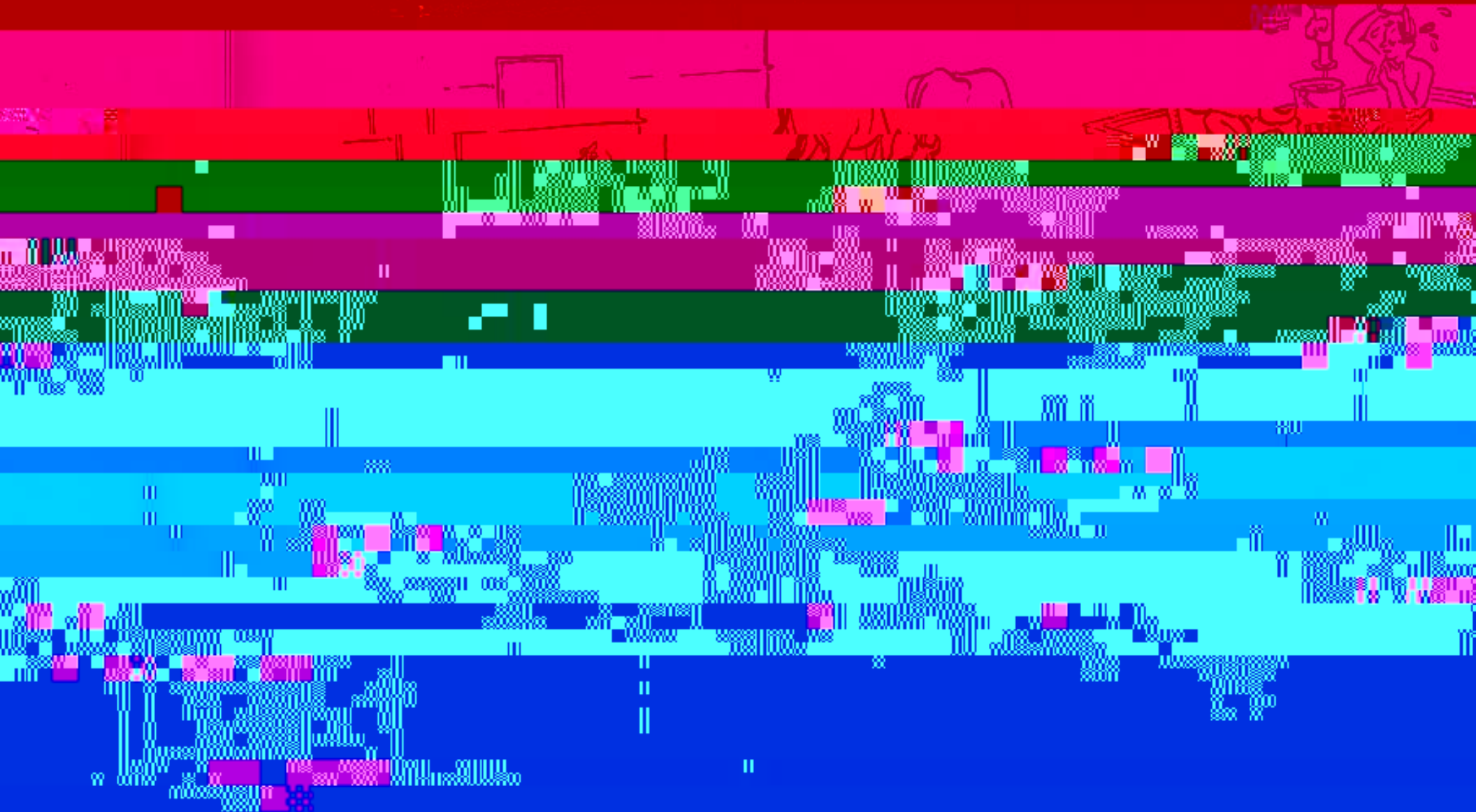
It can't come



Sita and her friends also help to



Look at the following picture. Color the dirty things/activities in red and clean things/activities in blue.



Exercise:

Do the following activities with

- Nick

